

# *The Distributor*

## *Orange County Model A Ford Club*

*Chartered August, 1961*

September, 1994  
Volume 34, Issue 9

Editor: Tom Endy  
Publishers: Bob & Karyn Sitter



### **THE TREE SEMINAR®**

**....."I was driving down the road with this silly grin on my face, admiring my orange jacket, when I ran into a tree."**

Richard Parrish 1994

## 1994 Board Members

<b>President</b> . . . . .	<b>Pieter Dwinger</b> <b>Glenn Johnson</b>	<b>714-639-4767</b> <b>714-528-0891</b>
<b>Secretary</b> . . . . .	<b>Dan Simmons</b>	<b>714-968-7466</b>
<b>Treasurer</b> . . . . .	<b>Red Kiser</b>	<b>714-539-2915</b>
<b>Technical</b> . . . . .	<b>Paul Steed</b>	<b>714-998-0394</b>
<b>Activities</b> . . . . .	<b>Pieter Dwinger</b> <b>Glenn Johnson</b>	<b>714-639-4767</b> <b>714-528-0891</b>
<b>Special Events</b> . . . . .	<b>Roger Aday</b>	<b>714-993-4558</b>
<b>Editor</b> . . . . .	<b>Tom Endy</b>	<b>714-897-5861</b>
<b>Publishers</b> . . . . .	<b>Bob &amp; Karyn Sitter</b>	<b>714-777-2486</b>

## Committee Chairpersons

<b>Sunshine &amp; Sorrow</b> . . . . .	<b>Jeanne Parrish</b>	<b>714-638-2355</b>
<b>ACCC Representative</b> . . . . .	<b>Larry Conkol</b>	<b>714-535-1411</b>
<b>Regional Representative</b> . . . . .	<b>Paul Steed</b>	<b>714-998-0394</b>
<b>Refreshments</b> . . . . .	<b>Ed Cote'</b>	<b>714-542-6161</b>
<b>Raffle</b> . . . . .	<b>Terry Lucas</b>	<b>714-633-0390</b>
<b>Buttons, Patches &amp; Logos</b> . . . . .	<b>Jim Nichols</b>	<b>714-380-1067</b>
<b>Club Greeter</b> . . . . .	<b>Jon Heiland</b>	<b>714-836-4244</b>



# Schedule of Club Activities



## September, 1994

### 8th, Thursday

General Meeting 7:30 P.M. Santiago  
Elementary School.

### 10th, Saturday

Technical Seminar 8:00 A.M. at Tiger Motors  
Wheels and lug nuts.

**Tiger Motors**  
**339 Harbor Blvd.**  
**La Habra**  
**714-441-0641**

### 11th, Sunday

Two events. Marine Corps El Toro Air  
Station 14th Annual Car Show. Arrive  
between 6:00 and 7:30 A.M. Villa Park  
Summer Concert and Car Show. Meet at  
Serrano Elementary school at 11:30 A.M.

### 12th, Thursday

Board Meeting. 7:30 P.M. at Pieter  
Dwinger's residence.

**2228 E. Coolidge Ave.**  
**Orange, 714-639-4767**

### 16th 17th & 18th, Friday, Saturday & Sunday

Annual Rim of the World fun week-end at Big  
Bear. Departing the Mall of Orange Friday  
September 16th. at 1:00 P.M.

### 17th, Saturday

Anaheim Vineyard Heritage Association  
Historical Home & Garden Tour. 10:00 A.M.  
to 5:00 P.M.

### 24th, Saturday

Annual Progressive Dinner. Meet at 5:00  
P.M. at Sherman Gardens in Corona Del Mar,  
Wade & Jan Roberts home.

**Pre-registration only.**

**606 Dahlia Ave.**  
**(PCH @ MacArthur)**  
**Corona Del Mar**  
**714-675-5457**

## October, 1994

### 8th, Saturday

Placentia Heritage Day Car Show  
10:00 A.M. Placentia Park, Chapman Ave.

### 8th & 9th, Saturday & Sunday

GilesPie Airport Antique Airplane Fly-in.  
Leave from Placentia Car Show, or meet at  
Coco's on El Toro Road in Laguna Hills  
at 5:30 P.M.

### 13th, Thursday

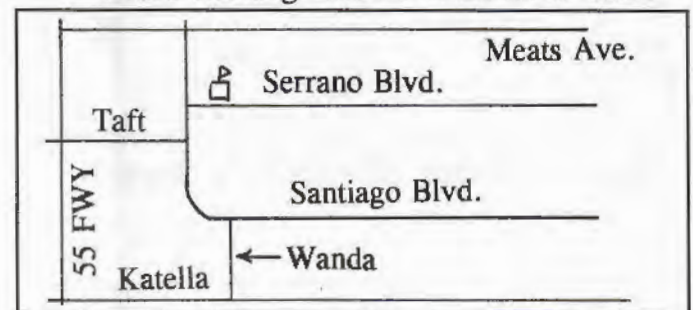
General Meeting 7:30 P.M. Santiago  
Elementary School.

### 14th 15th & 16th, Friday, Saturday & Sunday

Three Ring Circus & Car Show, San Diego.  
Meet at Coco's on El Toro Rd. Friday the 14th  
for dinner at 6 P.M. Depart at 7 P.M.

### 20th, Thursday

Board Meeting 7:30 P.M. Location TBD.





**Map to Serrano Elementary School**




**Map to Sherman Gardens**




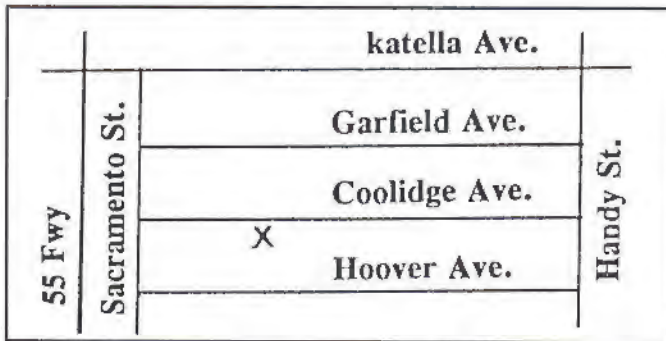
## The Co-Presidents

 Pieter Dwinger  
 Glenn Johnson

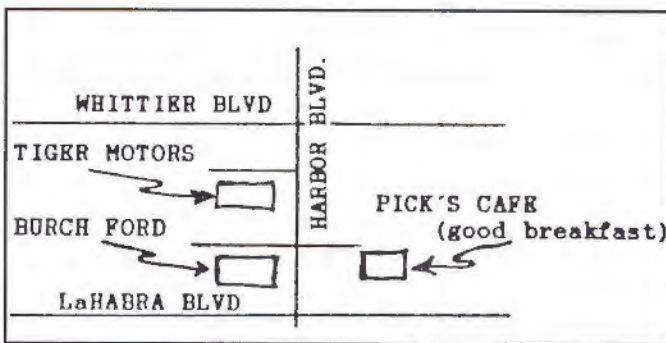
 As most everyone knows, Don Tune has resigned as our 1994 club President, due to his moving to Grass Valley, California. Don said that he will try to attend meetings and other club functions when he is in town.

Per the club by-laws, Pieter Dwinger and Glenn Johnson will share the President's duties for the remainder of this year.

Please read through all of the articles in the *Distributor* to see what the club is doing during September and October and what events were enjoyed last month. 



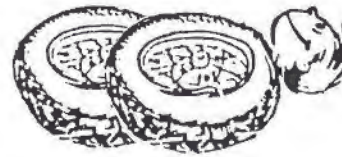
Map to Pieter Dwinger's house



Map To Tiger Motors

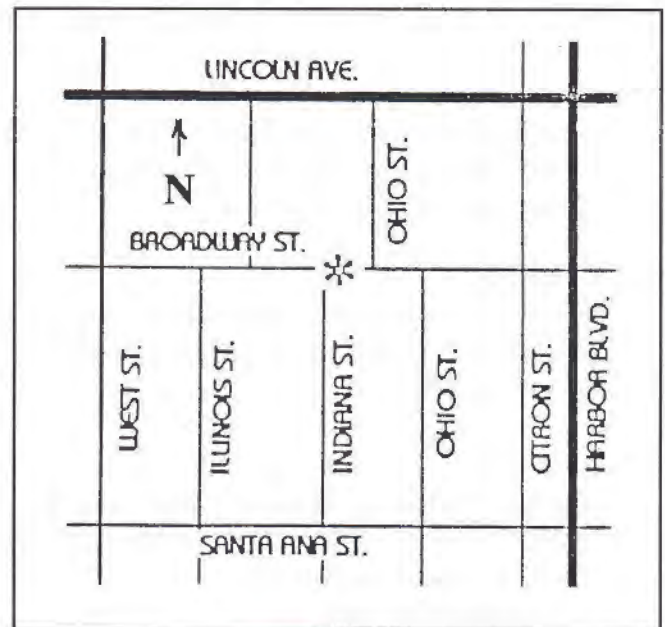
## Special Events

Roger Aday



We are still waiting for an opening date for the 1930's motif restaurant car display in Laguna Beach. When a date is established I will contact those who have expressed an interest in attending. Please call me if you would like to be included.

**The Anaheim Vineyard Heritage Association Historical Home & Garden Tour**, co-hosted by Edgar & Barbara Gonzalez, will be held Saturday September 17th, between 10 A.M. and 5 P.M. Nine historical homes will be open for display. The location is the 900 block of West Broadway at Indiana Street in Anaheim. All nine homes are within walking distance of each other. The Gonzalez's are members of our club and would like to have a Model A parked out in front of each home that will be open for display. Two free tickets will be given to each car owner. The normal event fee is \$10. pre-paid, \$12. on event day. If you can display your car and would like to spend an enjoyable afternoon viewing some historical homes, please call Barbara Gonzalez at 714-991-6192 (R...), 714-956-4100 (Bus), or Roger Aday at 714-993-4558. Please help support this event. ☺



Anaheim Vineyard Heritage Historical Home & Garden Tour





# Secretary's Report

By Dan Simmons

## August Board Meeting Minutes.

The meeting was called to order by President Don Tune at 7:30 P.M., August 18, at the home of Red Kiser.

### President, Don Tune:

Don announced that this would be the last Board Meeting that he would be able to chair, and that he would not be able to chair the September General Meeting. The office of President has been passed to Pieter Dwinger & Glenn Johnson for the remainder of the year.

### Treasure's Report, Red Kiser:

Red discussed the present status of the club's funds and the costs involved with printing and mailing the *Distributor*.

### Special Events, Roger Aday:

Roger discussed the Special Events that were listed in the month's *Distributor*. He also has the brochure and order form for ordering Model A pins from Kiwi.

Roger suggested that the membership should be reminded that those who drove their Model A's to the National at Tacoma satisfied the 1000 mile single event requirement toward their 5000 mile patch awarded by MAFCA. He also advised that MAFCA has patch awards (This Lady Drives a Model A) for any of the ladies who demonstrated their ability to drive a Model A at the National.

Roger suggested that the club attempt to quantify by body style the number of Model A's in the Orange County Chapter. Tom Endy advised that the majority of the membership has listed their cars on the yearly membership application form, which is then included in the printing of the Roster. Body style numbers are not normally provided though. Tom agreed to look into pulling up the data into a file to list the information that is available.

Tom will arrange this year's annual Christmas Light Tour.

### Tour Chairperson, Pieter Dwinger:

Pieter reviewed the upcoming tour plans as published in the *Distributor*. Pieter is having "Freeway Flyer" shirts with the new/old logo made up.

Pieter advised that the issue with the State of California concerning the club's non-profit status has been resolved. He expressed his gratitude to accountant Bill Dul, a friend and colleague who assisted him in resolving the issue with the State.

### Tour Chairperson, Glenn Johnson:

Glenn advised that the 1995 MARC National in Colorado is being considered for the club's 1995 Summer Tour. The 1996 MAFCA National will be held in Toronto. Some thought is being given to arranging a tour package where members could travel there as a group by train and return by air.

### Technical, Paul Steed:

Paul advised that an August Seminar could not be scheduled due to the many events already crowding the calendar. The September Seminar will be held at Tiger Motors at 8:00 A.M. on Saturday, September 10th. The subject will be wheels and lug nuts.

### Former President, Lou Spielberger:

Lou advised that he is planning to arrange a tour to Lake Havasu for sometime this coming October.

### Memorabilia, Jim Nichols:

Jim advised that all but one of the fifty hats with the new/old logo that the club ordered have been sold. Tom Endy suggested that the club order a supply of windshield decals with the new/old logo.

### Editor, Tom Endy:

Tom discussed the growing size of the *Distributor* and its impact on the club's finances. He also stressed the need for board members, as well as the general membership, to submit *Distributor* articles to him prior to the end of the month to allow enough preparation time. Tom is scheduling the release of the *Distributor* so that members receive it early in the week of the General Meeting week.

### Old Business:

Roger Aday is wrapping up the final details for the annual Jim Marsh Award.

The meeting was adjourned at 9:25 P.M.



# *Our Thanks to the Businesses Who Support Our Club*

## ***Vintage Ford Parts***

11318 Beach Blvd.  
Stanton, CA 90680  
714-894-5464

## ***C. W. Moss Auto Parts***

402 W. Chapman Ave.  
Orange, CA 92666  
714-639-3083

## ***Bratton's Antique Auto Parts***

9410 Watkins Rd.  
Gaithersburg, MD 20882-1503  
301-253-1929

## ***Snyder's Antique Auto Parts***

12925 Woodworth Rd.  
New Springfield, OH 44443  
216-549-5313

## ***The Model A Shop***

14515 84th Ave. N.E.  
Bothell, WA 98011-4702  
206-488-1883

## ***Mac's Antique Auto Parts***

1051 Lincoln Ave.  
Lockport, NY 14094  
800-828-7948

## ***Mel Gross Rebuilt "A" Parts***

904 North Third Street  
Montebello, CA 90640  
213-728-5712

## ***SKS Auto Petroleum Products***

501 S. Olive St.  
Anaheim, CA 92815-0710  
714-533-1379

## ***Jim Thorp Engine Stands, Etc***

3273 Grant St.  
Signal Hill, CA 90408  
310-498-0810

## ***Interstate Battery***

## ***Yorba Linda Mufflers***

4926 Arroyo  
Yorba Linda, CA 92686  
714-777-2195

## ***Yorba Linda Shell Station***

18503 Yorba Linda Blvd.  
Yorba Linda, CA 92686  
714-777-2724

## ***Swensen's Ice Cream***

6948 Warner Ave.  
Huntington Beach, CA 92647  
714-847-4030

## ***Los Angeles Zoo***

5333 Zoo Drive  
Los Angeles, CA 90027  
213-666-4650

## ***Catalina Passenger Service***

400 Main St.  
Balboa, CA 92661  
714-673-5245

## ***Gene Autry Museum***

4700 Western Heritage Way  
Los Angeles, CA 90027-1426  
213-667-2000

## ***Disneyland***

Anaheim, CA

## ***Lucas Automotive***

2850 Temple ave.  
Long Beach, CA 90806  
310-595-6721

## ***Movieland Wax Museum***

Buena Park, CA

## ***Mothers®***

Polishes - Waxes - Cleaners

## ***Meguiar's®***

Car Care Products

## ***A Bone Antique Auto Parts***

16137 Foothill Blvd.  
Fontana, CA 92335  
909-356-4980

**HENRY "A" SEZ...**  
THE FUN BOOKLET WITH  
TIPS AND TRICKS FOR THE  
MODEL "A" OWNER!

SEND \$1.50 ea + 50¢ Postage to:  
GENE PATRICK  
7722 MIDFIELD AVENUE  
LOS ANGELES, CA 90045

## ***Model A Ford Club of America***

250 S. Cypress  
La Habra, CA 90631  
310-697-2712





## Technical

By Paul Steed

August was a busy month for the club. We were not able to schedule a technical seminar due to the crowded calendar. In September the technical seminar will be on wheels and lug nuts (for Roger). We will talk about straightening spokes and demonstrate how it is done. If you have some wheels with bent spokes, bring them along. The September seminar will be held at Tiger Motors, Saturday morning September 10th, at 8:00 A.M. ☺



## Car of the Month

The September car of the month will be Lou Spielberg's 1931 Pickup and his 1915 reproduction Briggs & Stratton "Buckboard". The Buckboard, sometimes called a "Flyer", was built from scratch by Lou using sketches he made of an original in Harrah's Museum. Both cars will be on display at the September General Meeting. ☺



## Club Logos

See Jim Nichols

Official MAFCA Orange County Chapter collectibles are on sale at each General Meeting.

Name Badges	Pennants	Patches
Polo Shirts	T-Shirts	Aprons

.....and New Club Logo Hats!



## Hard Luck

.....and a sad story!

At the August General Meeting, it was decided that the hard luck award for August should go to Merle McClellan for the broken crankshaft his 29 Sport Coupe incurred on the long trek north to Tacoma. No award was given in July since a good portion of the membership was already enroute to Tacoma at the time of the July General Meeting. As reported in the August *Distributor*, Merle broke the crankshaft northbound near Redding, CA. Since he didn't have a spare engine along with him, his only choice was to haul the car home by trailer.

Merle was not present at the August General Meeting to accept this outstanding award. ☺

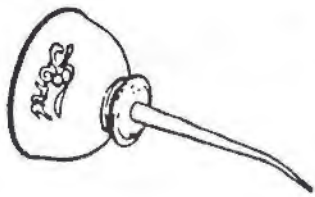


## Editor's Note!

In the August publication of the *Distributor* there was a column listing the Orange County Chapter members and their families who attended the National at Tacoma. It was my intention to include every person's name who did attend. My primary source of information was a list compiled by our tour chairpersons of the people who advised us that they were going. In addition to that I contacted each family who had extended family members along and asked the names of those family members so I could include them. And since I don't personally know all 135 of our members, I asked a number of the long term members if they were aware of, or observed any other Orange County Chapter members who may have attended the National that I did not have listed. Having exhausted all of these resources, I published 58 names thinking that I had included everyone.

It has been brought to my attention that I excluded some members who did attend. I wish to apologize to any of our chapter members who attended the National and were not acknowledged in the *Distributor*. It was certainly not my intention to exclude anyone. ☺





## Properly Oiled

By Ben Hadd

### Brake Drums!

Back in the *old days* brake drums were an integral part of the hub assembly, not like modern cars where the drum easily slips on and off the hub. The method used to attach a Model A brake drum to its hub is called swaging (pronounced sway-jing). What it means is that the lug bolt is slipped through both the hole in the drum and the hole in the hub then a swaging tool and a press are used to force the shoulder on the end of the lug bolt into the shape of a collar. The process is much like installing a rivet. Only in this case you are working with a very large rivet and you need a 20 ton press to be able to force a collar onto the shoulder of the lug bolt.

The original Model A brake drums up until late 1931 were stamped steel, not cast iron. Today, after 60 plus years many of these drums have been turned out past their limits. For the sake of safety you may want to consider installing a set of new cast iron brake drums on your Model A. The Plasmeter Corporation in Albany, Oregon manufactures an excellent reproduction cast iron drum. With each drum Plasmeter documents numerous precautions that need to be observed so as not to damage the hub or the drum during the installation process.

**The Plasmeter Corporation**  
173 Queen Avenue S.E.  
Albany, Oregon 97321  
503-928-3233

In the days when Model A's and V8 Fords filled the streets auto repair shops knew the art of replacing worn brake drums which required swaging in new lug bolts. Today this is truly a lost art. Swaging is not as straight forward as it would seem. If you are contemplating installing a new set of cast iron drums, at a considerable expense, **be careful where you take them**. Unless you can find a shop that has an old guy running the place, chances are they do not know how to do the job correctly and the likely result will be warped hubs or cracked drums and in many cases both.

I don't know of any local shops who have the capability and can be recommended. The job can be done within the club, but if you plan to undertake this project yourself, beware of the pitfalls. First and foremost be certain that the new lug bolts you buy fit through the holes in the new drums. You cannot use the old lug bolts because the collars will have been broken off when the old drum was removed. Many of the repro's on the market being touted as "Model A" lug bolts are way too big in diameter, and they will crack the drum if you try to force them through the holes. Make certain you can push the lug bolt through the drum hole with your thumb, or no more than a slight tap with a block of wood. Don't try to hammer them in.

Plasmeter and Bratton's Antique Auto Parts carry the correct diameter lug bolt, they also carry one that is slightly longer to better fit the thicker cast iron brake drum. The front lug bolts are different from the back lug bolts, but both types are available. You will need 10 of each kind.

The first task is to remove the old drums from the hubs. Do not try to hammer them out, you'll only succeed in damaging the hub. They have to be pressed out with a hefty press. And if the hub and drum are not supported correctly **you will warp the hub** as you press the lug bolts out. You must use a proper holding fixture. Beside using a good holding fixture, some shops would use a fly-cutter tool to machine the shoulder off of the old lug bolt before they attempted to press it out. This is a good approach, but the job can be done without it if you're careful.

Once you have the hubs removed from the old drums, the next step is to clean them up before you install the new drums. You'll find lots of rust where the old drum sat. Bead blast them, but it is recommended that the drum contact area of the hub be left unpainted. Paint the hubs after the drums are installed.

Next comes the crucial step of swaging in the new lug bolts. You have to have a swaging tool. Bratton's Antique Auto Parts carries them, the part number is A1119. Before you begin swaging, you need to know what you are trying to accomplish. The trick is to put the swaging tool over the threaded end of the lug bolt and force the shoulder down to form a collar. Be certain that the force being applied is to both ends of the lug bolt only and that **no pressure what so ever is being applied to the drum or the hub**.



What you are trying to do is "rivet" the drum and hub together. Very little expansion of the hub bolt occurs inside the drum hole. If it did it would easily crack the cast iron. The swaging process is usually a two step operation. Check that you have produced a collar that is about 1/16th of an inch wide. My experience has been that using a Taiwan made 20 ton press, keep pulling the handle down until your feet just start to leave the floor. This is about the amount of force needed.

In addition to the instructions that Plasmeter supplies with their brake drums, there is also an excellent article by Steve Pargeter of Nashua, New Hampshire, that appeared in the 1992 March/April publication of the Restorer (page 32). Pargeter describes how he installed a set of Plasmeter brake drums.

When you have completed the task of swaging the new drums onto your old hubs, the inside diameter of the drums should be "turned". The reason for this is that there may be some tolerance stack-ups that will cause the drum to be not concentric. The turning process will align the circumference of the drum with the center line of the hub. Plasmeter makes their drums .010 under the standard 11 inch size. By machining .010 off, your drums will not only be concentric, they will also be to the factory size. Do not turn the emergency brake surface diameter of the drum. This area is not critical and removal of metal from this area will weaken the structure of the drum.

One big caution, **be careful where you take them to be turned.** Most brake shops do not have the proper equipment to correctly mount the rear drums on their turning machine. This is because most cars on the road today do not have a skinny tapered rear axle like a Model A has. What they will do is try to jury rig it on their machine and it will end up worse than before they started. The one place I know where they have the proper equipment and they know what they are doing is Oscar's Auto Center in Stanton.

**Oscar's Auto Center**  
**8046 Main (off Beach Blvd.)**  
**Stanton, CA**  
**714-828-2660**

Once you have completed the entire job and installed everything back on the car, remember the immortal words of Roger, **"take a few minutes to tighten those lug nuts"**. ☺



## *Era Fashions*

By Ida Wornit

### **Vintage Clothing, .....where to find it!**

If you are trying to build a wardrobe of Model A era clothing you've probably discovered by now that it's not an easy task to find the correct garment for the correct year. Locating a source for era clothing is also difficult. Many antique stores offer a few articles of clothing for sale, but the pickings are usually slim. There are however a number of shops that deal exclusively in vintage clothing. My experience has been that the owners and operators of these shops don't really know what their inventory is. Your best bet is to visit as many as possible and look to see what they have for yourself. Listed below are a number of shops in the Greater Los Angeles area that are in the business of selling vintage clothing.

**Vintage**  
**1100 S. Coast Hwy**  
**Laguna Beach, CA**  
**714-497-9993**

**Ragtime**  
**3138 E. 7th**  
**Long Beach, CA**  
**310-438-5433**

**Meow**  
**2210 E. 4th**  
**Long Beach, CA**  
**310-438-8990**

**Get Smart**  
**239 Alamitos Ave.**  
**Long Beach, CA**  
**310-437-1811**

**Cheap Vintage Inc**  
**705 S. Pacific Ave.**  
**San Pedro, CA**  
**310-547-1000**

**Elizabeth Lucas**  
**1021 Montana Ave.**  
**Santa Monica, CA**  
**310-451-4058**

**Repeat Performance**  
**318 N. La Brea**  
**Los Angeles, CA**  
**213-938-0609**

**Ragtime**  
**7952 W. 3rd**  
**Los Angeles, CA**  
**213-655-1742**

**American Rag**  
**150 S. La Brea**  
**Los Angeles, CA**  
**213-935-3154**

**Vintage**  
**725 Fairfax**  
**Los Angeles, CA**  
**213-663-2804**



**Playback**  
622 Doheny Dr.  
Los Angeles, CA  
310-273-5673

**Time After Time**  
7425 Melrose Ave.  
Los Angeles, CA  
213-653-8463

**Golyester Antiques**  
7957 Melrose Ave.  
Los Angeles, CA  
213-655-3393


**The Wasteland**  
7428 Melrose Ave.  
W. Hollywood, CA  
213-653-3028

**Aardvark**  
7579 Melrose Ave.  
Los Angeles, CA  
213-655-6769

**Pok-A-Dots**  
1029 S. Baldwin  
Arcadia, CA  
818-445-0254

If you're planning on making it a day of visiting these places, you may want to call first to find out their business hours and to make sure they are still in business. I recently phoned each shop listed and they were all in business at that time.


A word of caution, take along your Era Clothing Judging Standards and any other source material you may have collected and make your own determination concerning the vintage of any garment you are interested in. Don't rely on the shop owners knowledge. Their knowledge of era clothing from the Model A era is probably not as good as yours, and lets face it, their motivation is to sell. ☺



**"Lug nut time in Rogerville!"**

**"La vida es corta, perro ancha!" - Life is short, but wide! . . . . . Philosophy by Roger!**

**Editor's Note:** I always thought it meant "Take a few minutes to tighten those lug nuts!"



# The End of an Era!

Former President Tune and First Lady Linda hosted a gala De-Inaugural Ball at the Tunehouse celebrating the end of their administration. All Orange County Chapter members received an invitation to the formal shorts and tennis shoe affair held on Saturday August 13th. The event was well attended, with few if any long winded speeches. The entertainment included a rendition of old favorites sung by the world renowned singing group, Roger and the Lugnuts.

As always at the Tunehouse, the food was excellent, and a great time was had by all.

To the Tunes, we wish them a happy retirement in Grass Valley, California and good health in the pursuit of their new life. ☺



**Roger and the Lugnuts!**



**Former President Tune and First Lady Linda pose under a portrait of another Famous President.**





# Touring

in '94 with  
Pieter Dwinger  
&  
Glenn Johnson



## By Pieter Dwinger

September is a great month to take your Model A out. The weather is usually excellent and as you will see below, we have a full slate of exciting and different events planned.

### 14th. Annual Tustin Car Show Marine Corps Air Station September 11th.

Plan on having your car at El Toro between 6:30 and 8:00 A.M. If you have not yet registered, please give Pieter Dwinger a call. There will be several hundred cars of all types, plus a lot of military and other static and live displays. There will be a 5K and 10K run through the hangers (starting & finish), a pancake breakfast (come early), model airplane flying events, etc, etc.

### Villa Park Car Show & Concert Serrano Elementary School September 11th.

For those who want to attend another car show starting at about 12:00 Noon, Villa Park is holding a summer concert and car show at Serrano Elementary School. This is a free car show entry event. It is a very low key small town show. I attended last year and enjoyed looking at a variety of cars from horseless carriages to the 50's and 60's, as well as the great hospitality of the Villa Park folks. Please bring your own lawn/beach chairs to both shows. Give Pieter Dwinger a call if you have any questions regarding either of the two September 11th. events.

### Rim of the World Tour September 16th. - 18th.

We will be leaving the Mall of Orange on Friday September 16th. at 1:00 P.M. We will return on Sunday September 19th. around Noon. Call Pieter Dwinger if you have not made reservations or sent in your registration for the tour. Plan on enjoying the mountains in your "A" and joining in on some super Model A events.

### Historical Home & Garden Tour Anaheim

#### September 17th.

Our own club members Edgar & Barbara Gonzalez are co-hosting the Anaheim Vineyard Heritage Association Historical Home & Garden Tour on Saturday September 17th. See Roger Aday's Special Events column for more details. The Gonzalez's have asked that club members bring their Model A's to lend era authenticity to the tour. For those folks not going to the Rim of the World, please help support this event.

### Annual Progressive Dinner September 24th.

Saturday the 24th. everyone is invited to attend the 1994 Progressive Dinner. We will meet at Sherman Gardens at 5:00 P.M. Our first host for cocktails and hors d'oeuvres will be Wade & Jan Roberts, assisted by Ted & Helen Loeffler at Sherman Gardens. Everyone attending will receive a map to the other stops when they arrive at Sherman Gardens.

Member and guest attendance at the Progressive Dinner will be by **PRE-REGISTRATION ONLY!** The sign up will be at the September 8th. General Meeting at Santiago Elementary School. Please bring cash or a check for the amount of \$15. per couple. If you are unable to attend the General Meeting, please call Pieter Dwinger to register as soon as possible.

**No walk-ins** on the 24th. will be accepted.

The Progressive Dinner is one of our best attended club functions, so all of you new club members please join in. This event is one of the best ways to meet your fellow club members. This is also an excellent time to see what your fellow club members do best, which is pigging out, and having a great time with old cars. Modern irons are certainly acceptable at this event, but try to hitch a ride with another club member in case your Model A doesn't work. See map for location of Sherman Gardens.

**Special Note:** This year we will have a *Western Theme*, so lets all plan on wearing western duds, boots, hat, spurs, chaps, etc.

..... **Continued on page 12**



..... **Continued from page 11**

### **Placentia Heritage Day Car Show & Parade October 8th.**

Call Glenn Johnson if you have not received a pre-registration form, or pick one up at the September General Meeting. The show starts at 10:00 A.M. at Placentia Park on Chapman Ave. We hope to see lots of Orange County Model A folks at this event.

### **Gillespie Airport Antique Airplane Fly-in San Diego October 8th. - 9th.**

Following the Placentia Car Show, we will be touring to the San Diego Gillespie Airport for the Annual Antique Airplane Fly-in. There will be a sign up sheet at the September General Meeting. You are encouraged to call Best Western Continental Inn at 619-442-0601 as soon as possible and ask for rooms in the new section. If you plan on touring there with the club on Saturday, meet at Coco's on El Toro Road in Laguna Hills at 5:30 P.M. We will have dinner at Stuart Anderson's near Gillespie Airport at about 7:00 P.M.

### **Three Ring Circus & Car Show San Diego October 14th. - 16th.**

Don't forget to pre-register for the San Diego Three Ring Circus & Car Show. Registration forms will be available at the September General Meeting. Meet at Coco's on El Toro Road in Laguna Hills at 6 P.M. for dinner. We will leave for San Diego at 7 P.M. This is always a great Model A event. The San Diego folks always support our Pancake Breakfast, lets return the courtesy this year. ☺

## ***More Touring!***



**By Glenn Johnson**

### **Route 66 Brunch Petersen Auto Museum Tour**

On Sunday, August 14, we left the Mall of Orange at 10:00 A.M. and headed for the Route 66 Cafe & Bar in Pasadena for brunch. About five miles into the tour Dennis Griffin's 29 Roadster began backfiring and shooting fire out of it's NOS exhaust pipe.

Dennis stopped for repairs along with Bob & Patty Ferazzi, and Joe & Penny Recker who were driving the back-up modern, while the rest of the tour continued on to the restaurant. The main group arrived in Pasadena about 11 A.M. Dennis arrived a short time later with a story about how the problem was located in his reproduction non-Ford fuse holder, which was easily repaired.

The Route 66 Cafe & Bar is really more of a cafe, bar, car museum and automotive art museum displaying lots of automotive paintings, sculptures, a Whizzer Motor Bike and even a couple of full size cars inside the restaurant. The food and service were both excellent and we all spent a couple of hours eating, socializing and looking at the cars and artwork.

After brunch we headed south on the old historic Pasadena Freeway into Los Angeles and to the new Petersen Automotive Museum on Wilshire Blvd. The Petersen Museum has only been open a few months and it is extremely well appointed. The cars are displayed with elaborate backgrounds complete with buildings, a vintage dealer's showroom and lifelike mannequins. Most of the cars are on loan from private collectors and will be changed from time to time keeping the museum fresh for a return visit perhaps next year.

### **Beach Party 1994 Catalina Island:**

On Sunday August 21st, the Orange County MAFCA Annual Beach Party was held at Descanco Beach on Santa Catalina Island. Twenty six club members made the 26 mile crossing on various boats, and at various times. Some of us spent several days, some stayed for the weekend and some just came for the day. We hiked, swam, snorkeled, bicycled, fished, boated, shopped and drank a little, ate a lot, went to the movies and generally relaxed and enjoyed the warm and sunny beach weather. Sunday evening we all met at the Descanco Beach Club for an official beach party gathering. The Descanco Beach Club puts on a giant salad bar and lights up it's eight foot diameter barbecues where you cook your own meat. It was a beautiful warm evening with the sound of the surf, the smell of the barbecue and the company of good friends. After dinner some of us left on the evening boat for home and some continued the party at the ice cream store and on the veranda at the old Catalina Hotel. I hope everyone had as good a time as I did. ☺





**Break out the Dramamine!**



**Thats not a Model A Dad!**



**Lum & Abner, our tour leaders!**



**Laurel, Riha & Hardy!**



**Orange County relaxes on Catalina!**



**The young folks take a break!**





**Anyone seen my orange jacket?**



**Oh Boy! Another parade!**



**I use to sleep all day in one of these!**



**Mrs. McSpeed on tour!**




**The Route 66 Tour!**



**No reproduction parts at this table!**





## Swap Meets!



## Classified Ad's!

### September, 1994

#### 11th, Sunday

**LONG BEACH.** Hi Performance Collector Car Swap Meet. Long Beach Veterans Stadium, Lakewood Blvd & Wardlow St. Long Beach, CA. 24 hour info. 800-762-9785 Admission \$4. Free Parking. Seller's Sp. \$25. **Future dates:** Sundays, 10-9, 11-13, 12-11, 1-22, 2-12, 3-5.

#### 18th Sunday

**Manhattan Beach. TRW Parking Lot.** Sponsored by the Harbor Area Region MARC. 7:00 A.M. to 3:00 P.M. Buyers free admission and parking. Sellers \$20. per space Cars for sale \$5. No pre-registration. TRW is located between Rosecrans and Marine on the west side of Aviation Blvd. Enter TRW from Southbound Aviation Blvd only. For information call Carla Hibbard @ 310-371-3008 or Leonard Funk @ 310-425-8747.

#### None in September!

**POMONA.** Antique Auto, Corvette, Porsche, VW & Street Rod Swap Meet and Car Show. Admission \$6. parking \$3. spaces \$30. Special \$15. admission and parking for pre-1975 vehicles for sale, includes driver and one passenger. Fairplex (Pomona Fairgrounds). For recorded information call 714-544-7004. **Future dates:** Sunday, 10-16, 11-20.

#### FOR SALE:

**Era License Plates.** Matched pair of California '28's and matched '29's, good original condition, both sets need paint restoration. \$75. per set. Restored set of California '31's, DMV clear, recently removed from Chuck Bloom's '31 Town Sedan for Montana registration. \$100. Tom Endy 714-897-5861.

#### TRADE WANTED:

I have a **black Model A trunk.** I would like to trade it for a **tan Model A trunk.** Carl Erickson 714-997-2854.

#### FOR SALE:

**Toy Soldiers,** Like the ones that were the center pieces at Last year's club Christmas dinner. Taking orders, \$20. each. Eleanor Shaner 714-758-8129.

#### FOR SALE:

**Model A parts.** Era Accessory "Traffic Cop Signal". (Metal traffic cop that mounts on the rear of your car.) When you apply the brakes his arms go from his waste up to indicate "STOP". Mint original condition, \$150. **Six volt overdrive solenoid** \$45. **Rebuilt transmission.** Mint original gears with all new bearings and seals. Shift tower is rebuilt with re-chromed shift lever. Ready to bolt in and go, \$300. Mint original **1931 radiator shell.** Restored and polished, \$150. Very nice original **1930 radiator shell,** \$65. **Rebuilt Zenith-2 sidebowl carburetor,** \$125. **Marquette Extension Carrier.** **Original accessory metal trunk** that can extend like a drawer to double it's size. Beautifully restored with chrome trim, working locks with original key and finished in black hand rubbed lacquer. Very sharp \$300. Terry Lucas 714-633-0390.

#### FOR SALE:

**1929 left front fender,** good condition. **1929 Fordor rear spare tire carrier.** **Five steel brake drums,** .040 to .090 oversize. Some are fronts, some are rears, some with rocky mountain bands, none with hubs. Make an offer. Roger Aday 714-993-4558.




# GENERAL MEETING LOCATION

(Second Thursday of every month.)

**September 8, 1994 @ 7:30 P.M.**

**Santiago Elementary School  
2212 N. Baker Street  
Santa Ana, CA**



**First Class Mail**

**Model A Ford Club of America  
Orange County Chapter  
Post Office Box 10595  
Santa Ana, CA 92711**

